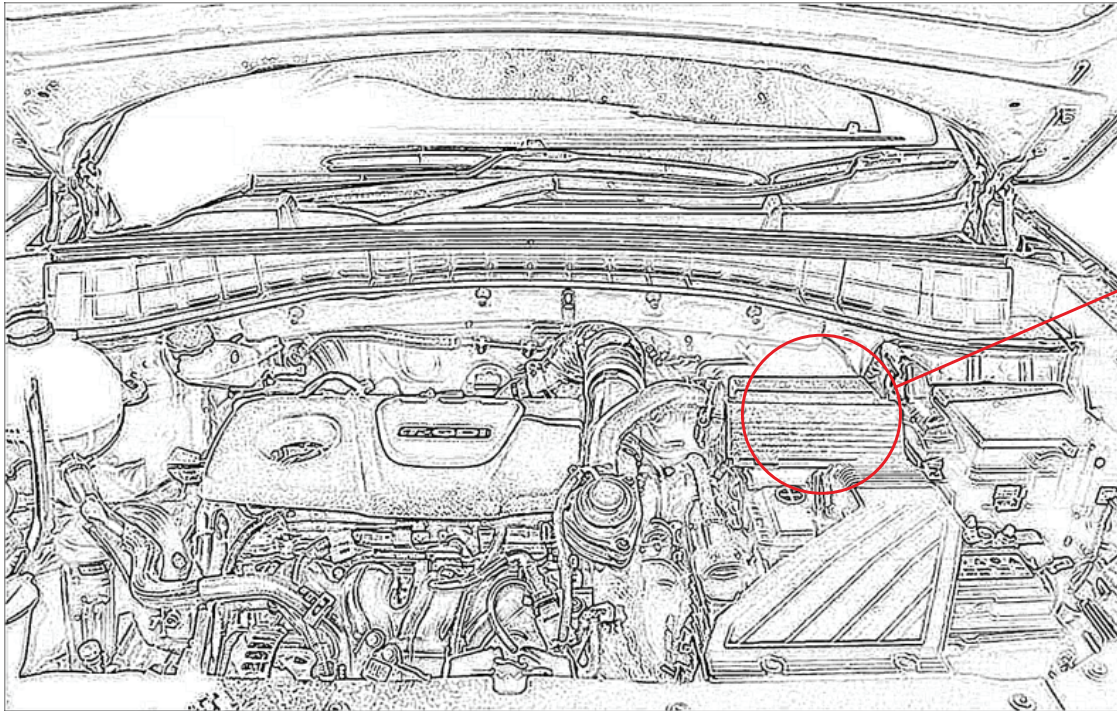


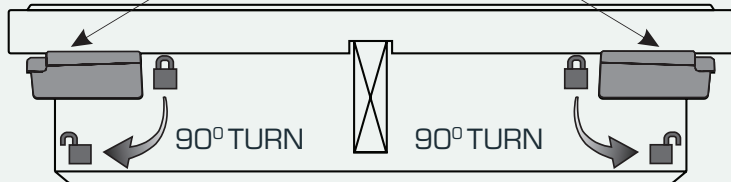
## A1918 FITTING INSTRUCTION

HYUNDAI Tucson TLE 1.6L / 2.0L Petrol 06/15 /.. on



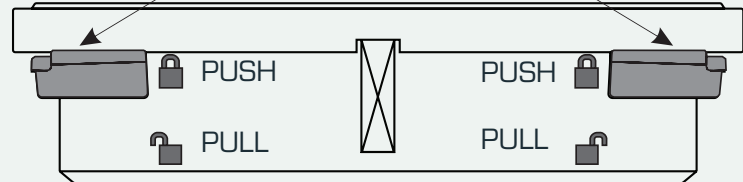
AIR FILTER HOUSING

LOCKING RODS



OE FILTER LOCKING / UNLOCKING

LOCKING RODS



RYCO FILTER LOCKING / UNLOCKING

- 1 The air filter housing is located next to the engine at the passenger side under the bonnet.
- 2 If removing dirty OE filter, open the housing cover and unlock the filter by turning left rod 90 degrees clockwise and right rod 90 degrees anti-clockwise.
- 3 If removing dirty Ryco filter, open the housing cover and unlock the filter by lifting both rods upwards.
- 4 Clean any debris inside the housing and then fit new Ryco filter with the two locking rods facing upwards. Lock the filter by pressing both rods until the filter locks. Close the housing cover and dispose of used filter properly.